

HN4 Series Stainless Steel Two Door - NEMA 4X

Continuous Hinge, 3pt Handle



Inner
Panel
Included



Corrosion Resistant

Wallmount Enclosures

Application

- Designed to house electrical, electronic, hydraulic or pneumatic controls and instruments.
- Provides protection where equipment may be hosed down or otherwise be very wet, or in specific applications where corrosion is a serious problem.

Standards

- UL 508 Type 3R, 4X, and 12
- CSA Type 3R, 4X, and 12
- **Complies with**
 - NEMA Type 3R, 4X, 12 and 13
 - IEC 60529, IP66

Construction

- Formed 12 gauge 304 or 316 stainless steel.
- Smooth, continuously welded seams without knockouts, cutouts or holes.
- Doors are supported with heavy gauge continuous hinges.
- 3-pt padlocking door handle.
- Seamless poured-in place gasket.
- A grounding stud is provided in the enclosure and a bonding stud is provided on the door.
- Center post is removable for easy installation of the inner panel.

Finish

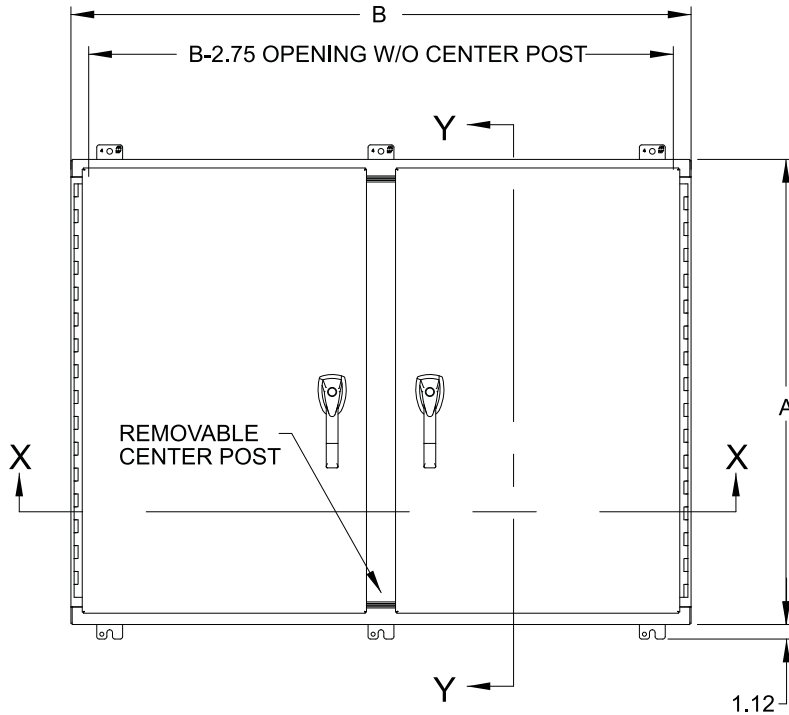
- Cover and enclosure are natural stainless steel with a smooth brushed finish.
- Removable inner panel is finished in white powder coating.

Accessories

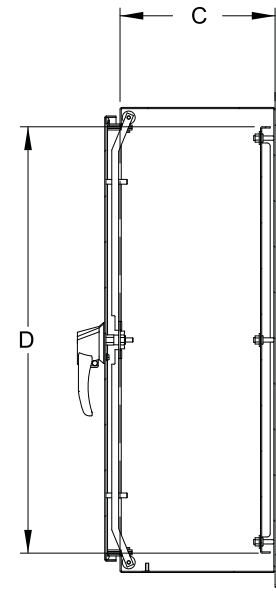
- Breather kits...see page **400-401**
- Door clamping hardware
...see page **429**
- Door stop kits...see page **453**
- Drip shield kits...see page **451**
- Door support guide...see page **451**
- Louvered ventilating plates
...see page **402**
- Thermostats...see page **397**
- Window kits...see page **449**

HN4 Series Stainless Steel Two Door - NEMA 4X

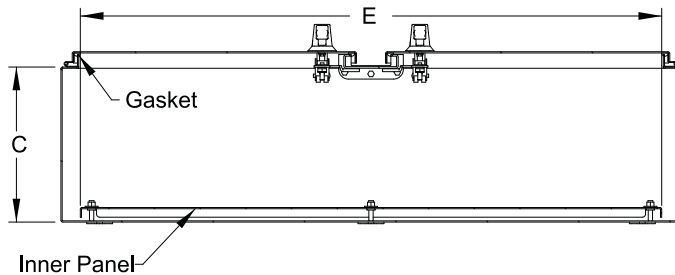
Continuous Hinge, 3pt Handle



Front View



Section Y-Y



Section X-X

304 S.S. Part Number	316 S.S. Part Number	A	B	C	Panel Size	
		D	E			
HN4WM24428SS	HN4WM24428S16	24	42	8	21	39
HN4WM24488SS	HN4WM24488S16	24	48	8	21	45
HN4WM304210SS	HN4WM304210S16	30	42	10	27	39
HN4WM304810SS	HN4WM304810S16	30	48	10	27	45
HN4WM306010SS	HN4WM306010S16	30	60	10	27	57
HN4WM364212SS	HN4WM364212S16	36	42	10	33	39
HN4WM364812SS	HN4WM364812S16	36	48	12	33	45
HN4WM366012SS	HN4WM366012S16	36	60	12	33	57
HN4WM424212SS	HN4WM424212S16	42	42	12	39	39
HN4WM424812SS	HN4WM424812S16	42	48	12	39	45
HN4WM426012SS	HN4WM426012S16	42	60	12	38	56
HN4WM484812SS	HN4WM484812S16	48	48	12	44	44

Technical references and CAD downloads available at www.hammondmfg.com

All dimensions in inches unless specified otherwise

Quality Products. Service Excellence.